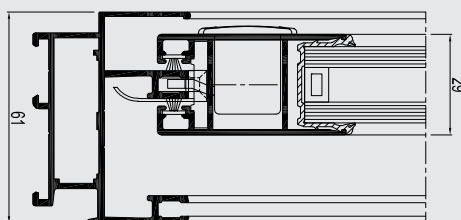
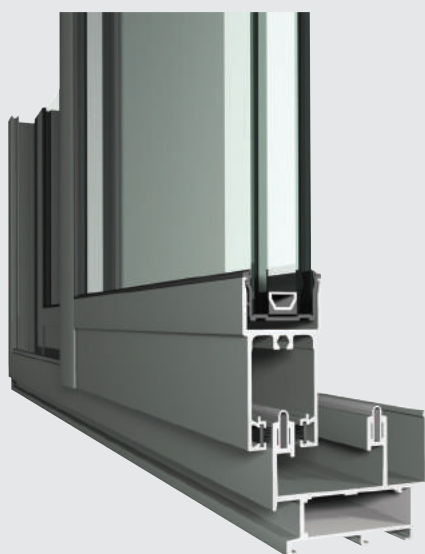




CP 45Pa

Less is more

R
REYNAERS
aluminium



The CP 45Pa is a non-insulated sliding system that has been designed to respond to new aesthetical demands. The system is available in functional and softline design. The profile width is reduced to a minimum allowing a maximum of light into the building.

CP 45Pa integrates the latest techniques, offering a very competitive solution.


TECHNICAL CHARACTERISTICS

Style variants		MONORAIL	2-RAIL	3-RAIL	4-RAIL
Visible width / height	Frame	45 mm / 54 mm	17 mm / 45 mm	17 mm / 45 mm	17 mm / 45 mm
	Horizontal vent	56 mm	56 mm	56 mm	56 mm
	Vertical vent	54.5 mm / 67 mm	54.5 mm / 67 mm	54.5 mm / 67 mm	54.5 mm / 67 mm
	T-profile	70 mm	70 mm	70 mm	70 mm
	Meeting section	40 mm	40 mm	40 mm	40 mm
Overall system depth	Frame	48 mm / 56 mm	50 mm / 61 mm	86 mm / 97 mm	122 mm / 133 mm
	Vent	29 mm	29 mm	29 mm	29 mm
Rebate height		18 mm / 20 mm	18 mm	18 mm	18 mm
Glass thickness		6-24 mm	6-24 mm	6-24 mm	6-24 mm
Glazing method		with EPDM in accordance with the envelope principle			

CP 45Pa

Low Threshold

Central Sliding



PERFORMANCES

		COMFORT										
Air tightness, max. test pressure ⁽¹⁾ EN 1026; EN 12207		1 (150 Pa)			2 (300 Pa)			3 (300 Pa)		4 (600 Pa)		
	Water tightness ⁽²⁾ EN 1027; EN 12208	1A (0 Pa)	2A (50 Pa)	3A (100 Pa)	4A (150 Pa)	5A (200 Pa)	6A (250 Pa)	7A (300 Pa)	8A (450 Pa)	9A (600 Pa)	E _{XXX} (> 600 Pa)	
Water tightness ⁽²⁾ shielded EN 1027; EN 12208		1B (0 Pa)	2B (50 Pa)	3B (100 Pa)	4B (150 Pa)	5B (200 Pa)	6B (250 Pa)	7B (300 Pa)				
Wind load resistance, max. test pressure ⁽³⁾ EN 12211; EN 12210		1 (400 Pa)		2 (800 Pa)		3 (1200 Pa)		4 (1600 Pa)		5 (2000 Pa)		E _{XXX} (> 2000 Pa)
Wind load resistance to frame deflection ⁽³⁾ EN 12211; EN 12210		A (≤ 1/150)			B (≤ 1/200)			C (≤ 1/300)				
Acoustic performance ⁽⁴⁾ EN ISO 140-3; EN ISO 717-1		R _w (C; C _{tr}) = 29 (-1; -3) dB / 30 (-1; -3) dB, depending on glazing type										

This table shows possible classes and values of performances. The values indicated in red are the ones relevant to this system.

- (1) The air tightness test measures the volume of air that would pass through a closed window at a certain air pressure.
- (2) The water tightness testing involves applying a uniform water spray at increasing air pressure until water penetrates the window.
- (3) The wind load resistance is a measure of the profile's structural strength and is tested by applying increasing levels of air pressure to simulate the wind force. There are up to five levels of wind resistance (1 to 5) and three deflection classes (A,B,C). The higher the number, the better the performance.
- (4) The sound reduction index (R_w) measures the capacity of the sound reduction performance of the frame.

